

TEVALLIED



European University Alliance for Global Health

# eduTAP

*Bridging **online identity** to **mobile credentials** for  
reliable and trustworthy **on-site service access**  
(in the educational sector)*



Co-funded by the Erasmus+ Programme of the European Union

[www.eugloh.eu](http://www.eugloh.eu)

# User Experience is key

**eduTAP** ist about **Service Access** on site (on and off campus)

- For Member of the Higher Education Institution
- For incoming members of other Higher Education Institutions / Partners ← Mobility (short- and long-term)

For the Person **User Experience** is key, it should be as easy and simple as possible

- Benchmark Examples



WLAN Access



Login to Online Services

→ To access services on site it should be as easy as using the WLAN with eduroam

# eduTAP – educational tapping

tap to ...

- ✓ tap to identify yourself,
- ✓ tap to verify your status,
- ✓ tap to proof your entitlement,
- ✓ tap to claim a discount,

tap to access a service on-site directly:

- ✓ tap to pay (open and close loop-payments),
- ✓ tap to open a door,
- ✓ tap to lend a book,
- ✓ tap to take a campus shuttle.

TAP TO PAY



<https://eduTAP.eu>

*no app, just tap!*

## eduTAP – mission:

- digitizing cards → passes in the smart device **wallets**
- leveraging the possibilities of smart devices for **interoperability**
- enable **easy service access on-site**

chip card / smart card

enable  
transition



- enable HEIs and Service Providers to:
  - create, issue, and manage passes within the smart device wallet
  - interact with wallet passes to give access to services, identify, and verify the status of students and staff
- enable students and staff members to access services on-site, easy and consistent

# Access Services → a question of interoperability

## Identification

- Identification
- Status verification
- Proof of entitlement
- Single Sign On / 2FA / FIDO2
- Attendance check
  - Check-in for exams
  - attendance at courses
  - Time recording
- Electronic Signature (of legal documents)

## Electronic payment / cashless campus

- Canteen & cafeterias
- Vending machines
- Printing / scanning (secure & follow me printing)
- Ticketing (secure & follow me printing)



## Physical Access Control

- Areas (campus, parking lot)
- Buildings
- Rooms
  - Classrooms
  - Labs
  - Computer rooms
  - Learning spaces
  - Offices
  - Accommodation facilities (i.e., dorms)
- Sports facilities



## Library services

- Access to / borrow
  - Physical media (book, audio and video media)
  - E-media (book, audio and video media)
- Learning spaces



## Transport

- On campus services (university shuttle service)
- Public transport tickets & discounts



## Discount and promotions

- Discounts on cultural activities
  - Museums
  - theaters
  - cinemas
- Shops
- Restaurants

on- & off-campus → on-site usage  
online services



providing service → create benefits

# The European Student Card

- ✓ Vision of the European Commission: Towards a European Education Area
- ✓ The **European Student Card Initiative** (ESCI)
  - Students can get their **status verified** easily across Europe
  - **Access to on- and off-campus services**
  - **easier** access to student services at host universities on a **mobility** programme
- ✓ European Charter for Higher Education (ECHE) of the Erasmus+ Program



# A great vision!

### 9 Universities, 1 Goal: Building Europe's Campus for Global Health



### EUGLOH 2.0 Consortium Partners



→ UNS & UiT are from **non-member states** of the European Union



338,500  
Students



54,000  
Academic Staff



112  
Faculties & Schools

15-20 % **foreign students**  
40 % European citizens  
60 % from other nations

### Key Goals

- Interdisciplinary Global Health programmes across universities – striving towards a joint European degree.
- **A vibrant, multicultural and inclusive inter-university campus.**
- **Seamless mobility** for students, staff and professionals – physical and virtual. } **Interoperable services and identification**
- Strong links between higher education, research and local socio-economic ecosystems to prepare young people for the jobs of tomorrow.
- Empowering future generations to find solutions for Global Health challenges.





## Status of four core members (IT wise)

- Legic CTC Cards (Legic Advant + Prime)
- Payment (Studierendenwerk München)
- Cloud-Printing and Scanning (Secure-Printing and Payment)
- Library
- Ticket for Public Transport System

- NXP Mifare DESfire Cards
- Payment (izly – les Crous)
- Library
- Physical Access Control

- NXP Mifare Classic Cards
- Physical Access Control (online and offline)
- Login at copiers (for copy/print/scan)
- Library
- Several other services, but not any payment services

- NXP Mifare Classic Cards / Java Cards with Mifare Classic emulation
- Library
- Physical Access Control
- Canteen & cafeterias
- Printing Service
- Attendance

*All university members should be able to use services of host university while on visit*



## Not compatible technologies




# Path to an interoperable campus card



Trust-Level: NO-TRUST

transition



eduTAP

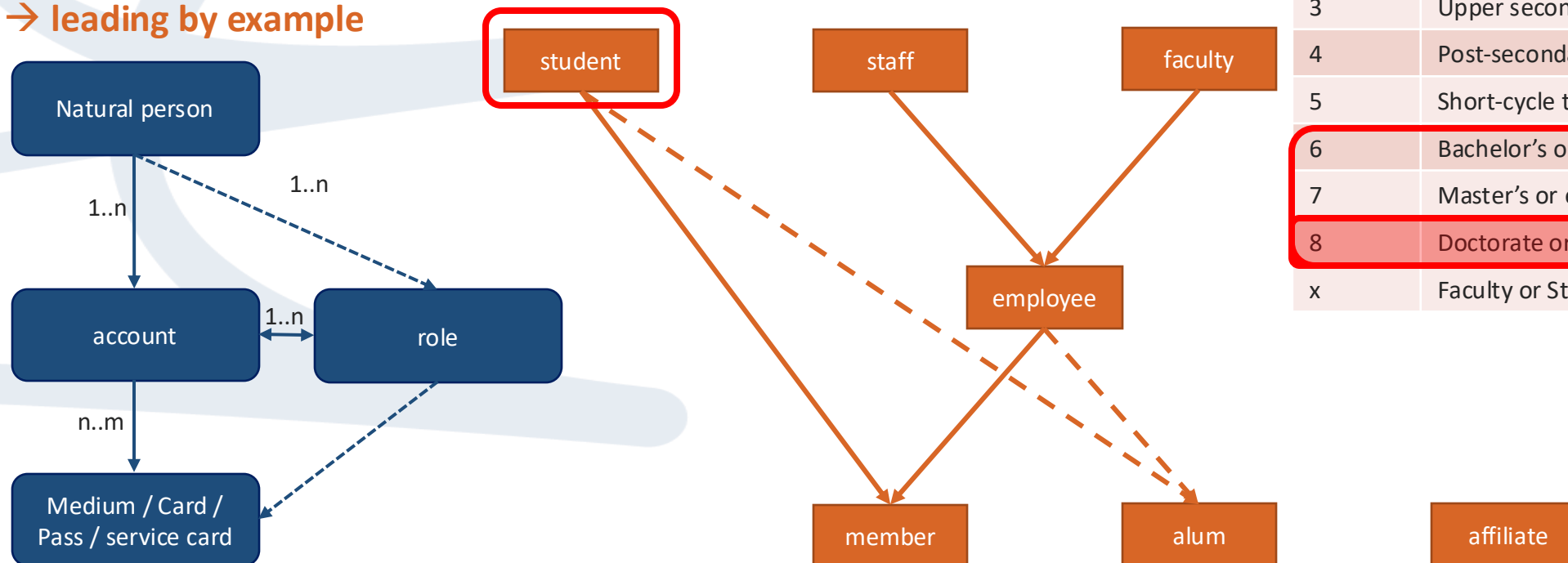
- ✓ state-of-art technology,
- ✓ secure and trustworthy,
- ✓ compliant to **GDPR**
- ✓ ensures interoperability

# European Student Card → Services and Service Consumers

- Why focus on students and ISCED:2011 Level 6/7/8 for ESC?
- It is about **providing services** → **eduTAP is for anyone**
  - For users of the (home or host) institution
  - User incoming for a short-term or long-term mobility
- Staff / faculty members are more likely on short-term mobility than students  
→ **leading by example**

## ISCED:2011 Level

| Level | Label                                 |
|-------|---------------------------------------|
| 0     | Early childhood education             |
| 1     | Primary education                     |
| 2     | Lower secondary education             |
| 3     | Upper secondary education             |
| 4     | Post-secondary non-tertiary education |
| 5     | Short-cycle tertiary education        |
| 6     | Bachelor's or equivalent              |
| 7     | Master's or equivalent                |
| 8     | Doctorate or equivalent               |
| x     | Faculty or Staff member of HEI        |



# Access Services → a question of interoperability

## Identification

- Identification
- Status verification
- Proof of entitlement
- Single Sign On / 2FA / FIDO2
- Attendance check
  - Check-in for exams
  - attendance at courses
  - Time recording
- Electronic Signature (of legal documents)

## Electronic payment / cashless campus

- Canteen & cafeterias
- Vending machines
- Printing / scanning (secure & follow me printing)
- Ticketing (secure & follow me printing)



## Physical Access Control

- Areas (campus, parking lot)
- Buildings
- Rooms
  - Classrooms
  - Labs
  - Computer rooms
  - Learning spaces
  - Offices
  - Accommodation facilities (i.e., dorms)
- Sports facilities



## Library services

- Access to / borrow
  - Physical media (book, audio and video media)
  - E-media (book, audio and video media)
- Learning spaces



## Transport

- On campus services (university shuttle service)
- Public transport tickets & discounts



## Discount and promotions

- Discounts on cultural activities
  - Museums
  - theaters
  - cinemas
- Shops
- Restaurants

on- & off-campus → on-site usage  
online services



providing service → create benefits

# Digitizing cards vs. leveraging the possibilities of smart devices

## → Stages of Digitalization – Period of Digital transformation

### Digitalization 1.0

- Digitization – create digital versions of analog documents

### → Digitization vs. Digitalization

### Digitalization 2.0

- Digitalization with internal focus
- Optimize internal administrative processes – **organization centric optimizations** -
- Processing of data

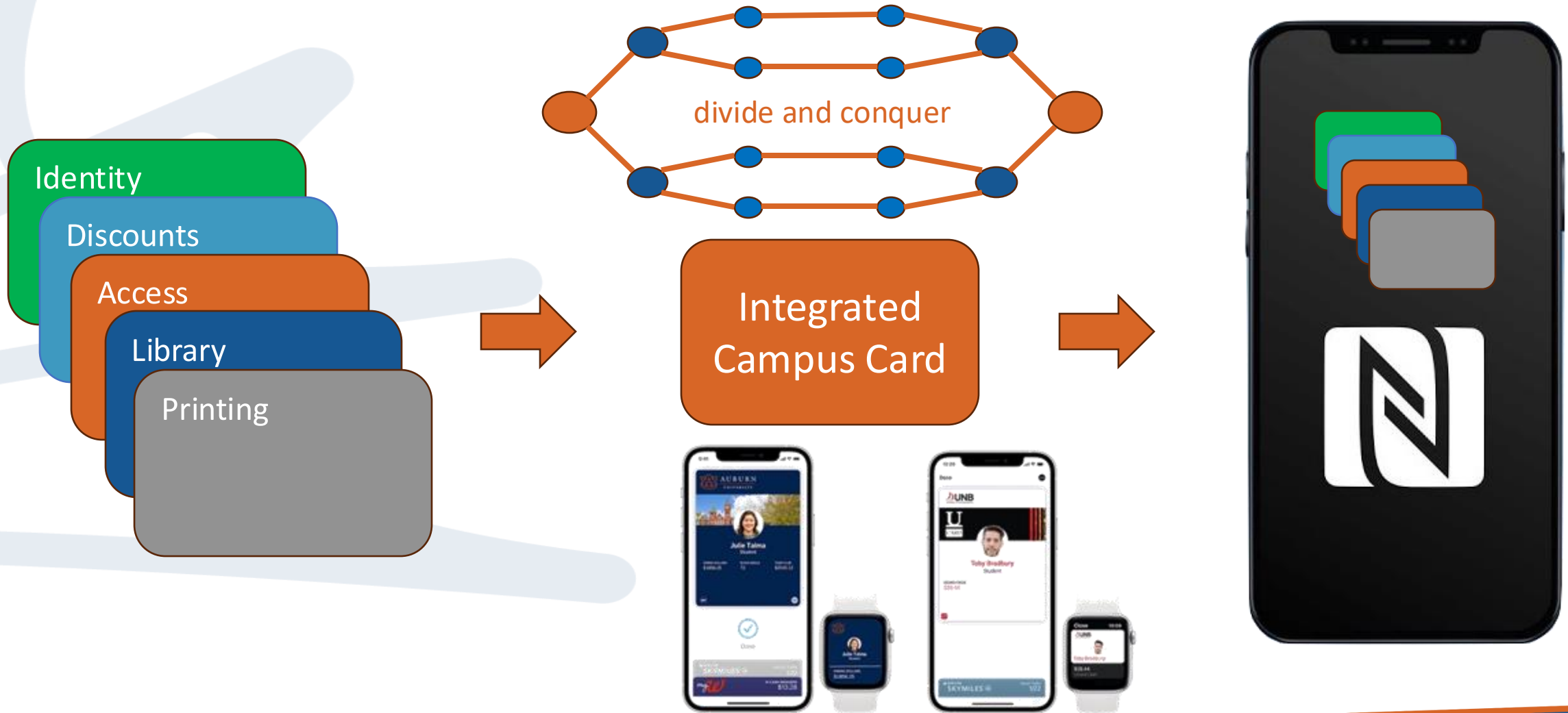
### → Digital transformation (a hard shift)

### Digitalization 3.0

- Digitalization with focus on the user – **user centric optimizations** -
- Optimization on how services are discovered and seamlessly used
- Flow of data

- Service-oriented
- **Digital identity**
- Interoperability

# Path to an interoperable campus card → HEIDI



# Medium → Services

## Identification

- Identification
- Status verification
- Proof of entitlement
- Single Sign On / 2FA / FIDO2
- Attendance check
  - Check-in for exams
  - attendance at courses
  - Time recording
- Electronic Signature (of legal documents)

## Electronic Payment / cashless campus

- Canteen & cafeterias
- Vending machines
- Printing / scanning (secure & for payment)
- Ticketing (secure & for payment)

## Physical Access Control

- Areas (campus, parking lot)
- Buildings
- Rooms
- Classrooms

## Library services

- Access to / borrow
- Physical media (book, audio and video)
- E-media (book, audio and video)

## Transport

- On campus services (university shuttle service)
- Special case of "Proof of entitlement" for transport tickets
- Special case of "discount"

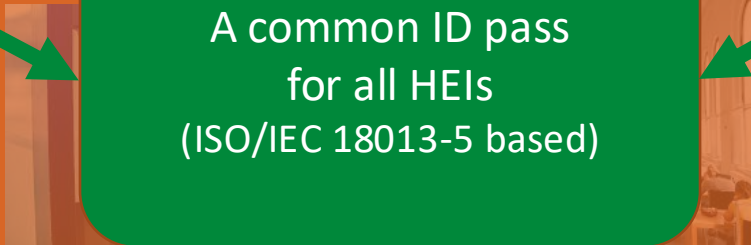
## Discount and promotions

- Discounts on cultural activities
  - Museums
  - theaters
  - cinemas
- Shops
- Restaurants
- Special case of "Identification" / "Status verification" / "Proof of entitlement"

separate service passes

(can chose appropriate technology)  
→ Working solutions by solutions providers

A common ID pass  
for all HEIs  
(ISO/IEC 18013-5 based)



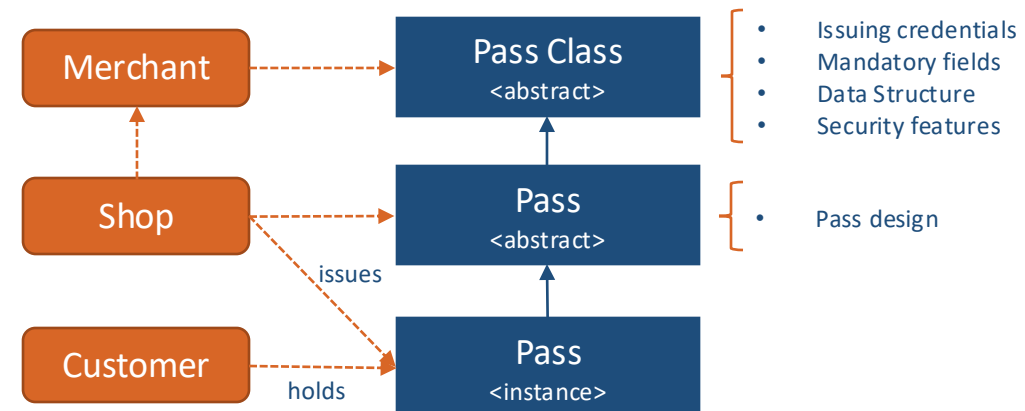
providing service → create benefits

# Technical details and features of Wallets / Passes

The wallet is a **container for multiple passes**

## Technical features:

- **Auto-Presentment / Smart Select** ← reader selects the specific pass to interact with (if available)
- Selectable Authentication requirements ← **security features**
- Expressmode (Apple)
- **Battery reserve** (pass is still usable if phone has powered off; important for keys, transit tickets, payment)
- Groupable
- Validity dates
- Remote updateable / revokable
- **Offline usable** (→ non traceable)
- *Host Card Emulation possible*

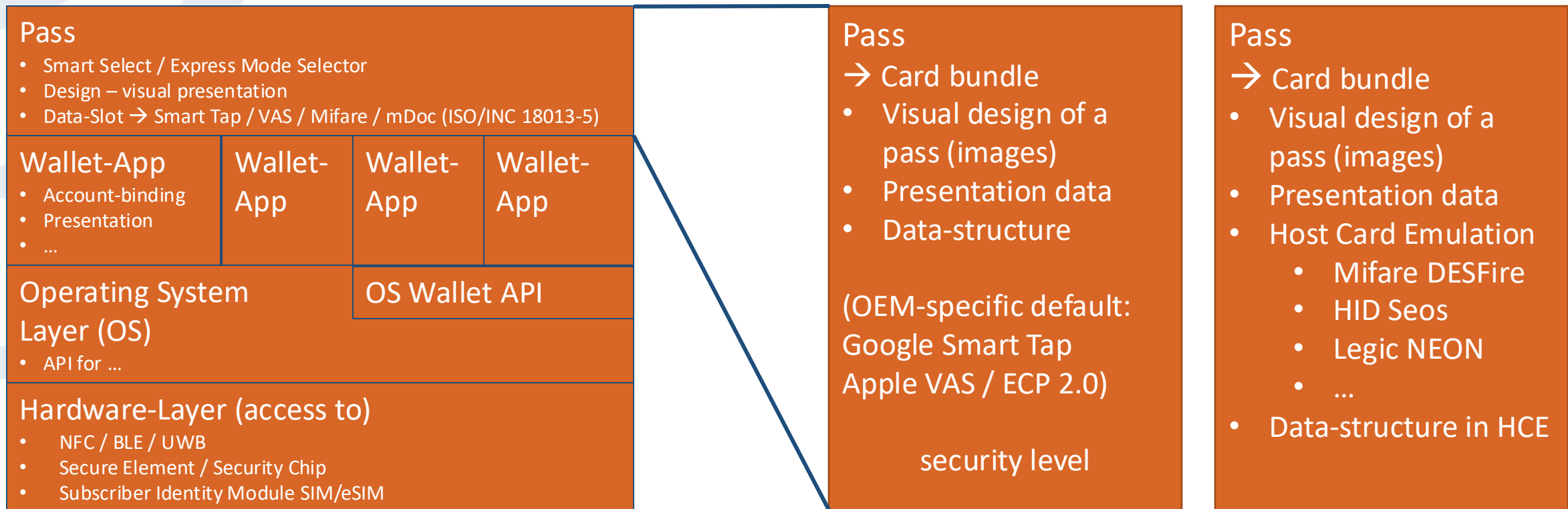




# Technical details and features of Wallets / Passes

- ✓ Technical details and features of Wallets / Passes → Path to an **interoperable** campus card
- ✓ if each pass (technology) can be individually selected and leveraged, and the Pass in the Wallet can be selected by the reader (**Smart Select / Auto-Presentation**)

→ one pass per service



# Technical details and features of Wallets / Passes

## Detail view on the Wallet

|   |                   |                      |                   |
|---|-------------------|----------------------|-------------------|
| <b>Pass</b> <ul style="list-style-type: none"><li>• Smart Select / Express Mode Selector</li><li>• Design – visual presentation</li><li>• Data-Slot → Smart Tap / VAS / Mifare / mDoc (ISO/INC 18013-5)</li></ul> |                   |                      |                   |
| <b>Wallet-App</b> <ul style="list-style-type: none"><li>• Account-binding</li><li>• Presentation</li><li>• ...</li></ul>  | <b>Wallet-App</b> | <b>Wallet-App</b>    | <b>Wallet-App</b> |
| <b>Operating System Layer (OS)</b> <ul style="list-style-type: none"><li>• API for ...</li></ul>  |                   | <b>OS Wallet API</b> |                   |
| <b>Hardware-Layer (access to)</b> <ul style="list-style-type: none"><li>• NFC / BLE / UWB</li><li>• Secure Element / Security Chip</li><li>• Subscriber Identity Module SIM/eSIM</li></ul>                        |                   |                      |                   |

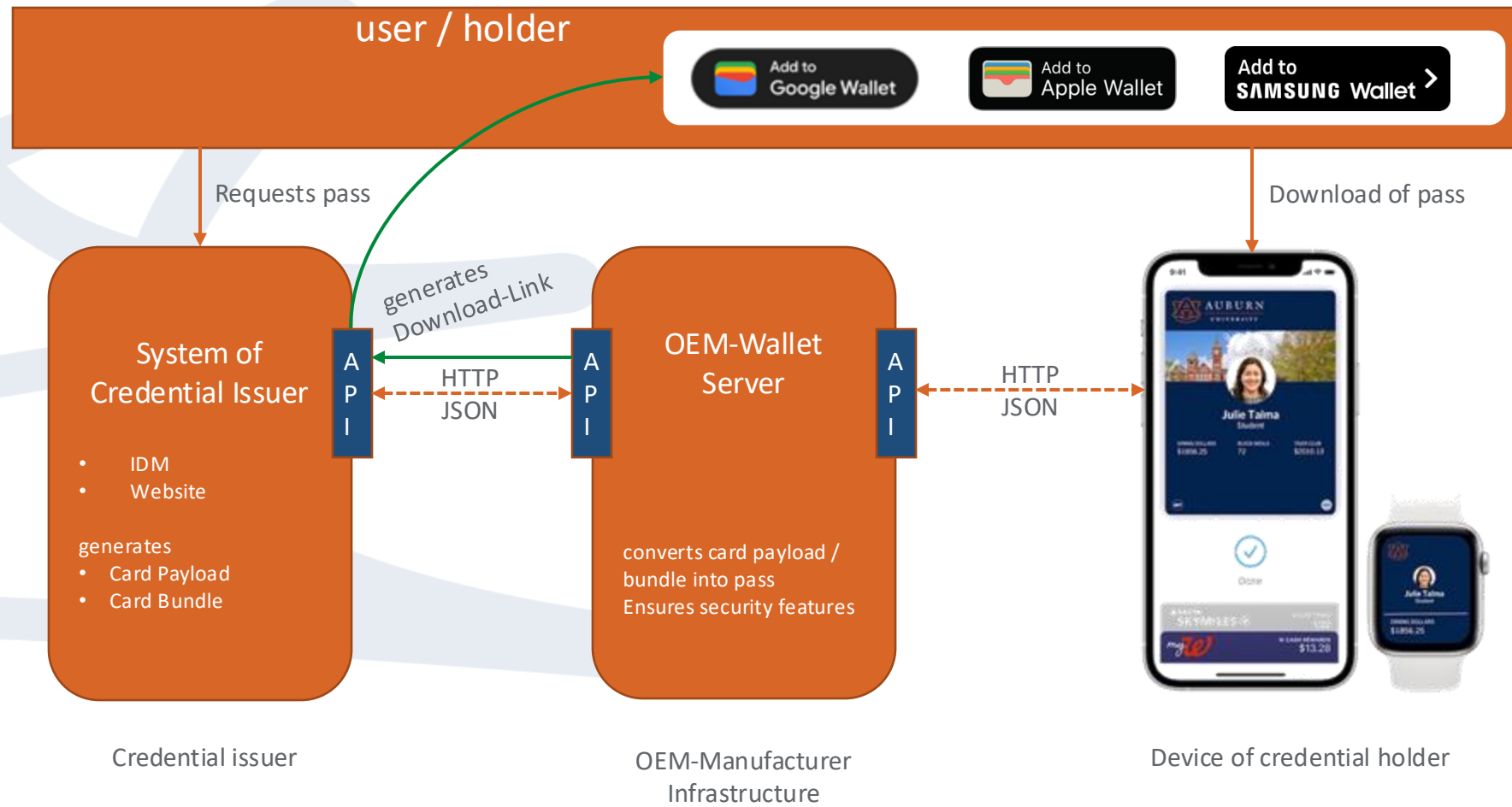


→ The eduTAP solution is wallet **agnostic**, not bound to a specific Wallet provider or company

→ eduTAP just enables HEI and Service Providers to easily **create** and **issue** wallet passes

# Issuing process of wallet passes

→ importance for the users – always the same process

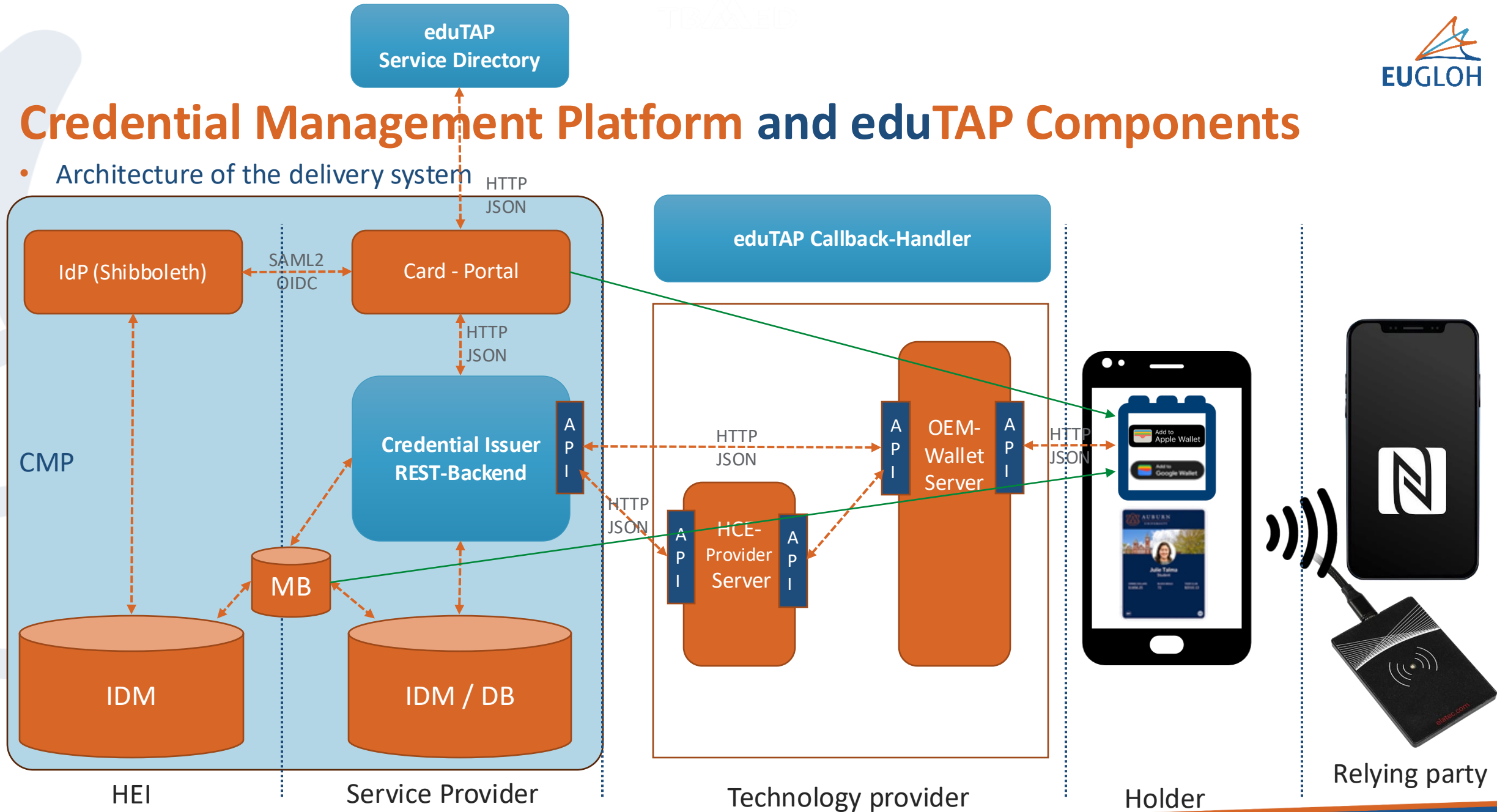


# redeming



# Credential Management Platform and eduTAP Components

- Architecture of the delivery system



# Transition of credentials into the Smartphone Wallets



LMU LOGIN

Informationsweitergabe MyKademid ID IAM Service

Herstellung des Identitäts- und Authentifizierungs-Service (IAM) Service

Die Identitäts- und Authentifizierungs-Service (IAM) Service ist ein Service, der die Identitäts- und Authentifizierungs-Service (IAM) Service für die Identitäts- und Authentifizierungs-Service (IAM) Service bereitstellt.

Wählen Sie die Dauer, für die Ihre Entscheidung zur Informationsweitergabe gültig sein soll:

☐ Bei nächster Anmeldung erneut fragen.

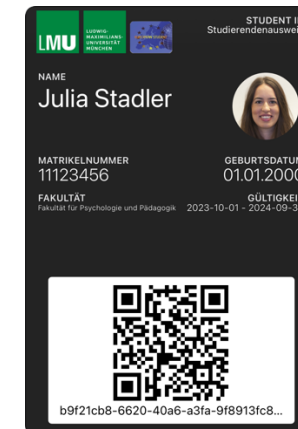
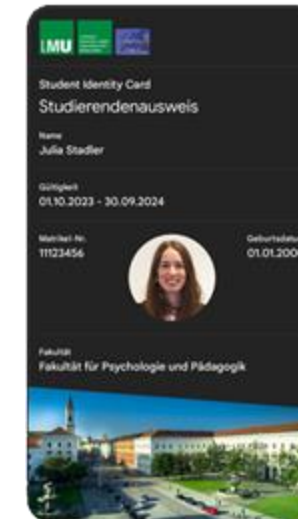
☒ Ich stimme zu, dass meine Informationen dieser Mal an den Dienst weitergegeben werden.

☐ Einmal fragen, wenn sich die Informationen ändern, welche an den Dienst weitergegeben werden.

☐ Ich bin einverstanden, dass dieselben Informationen in Zukunft automatisch an diesen Dienst weitergegeben werden.

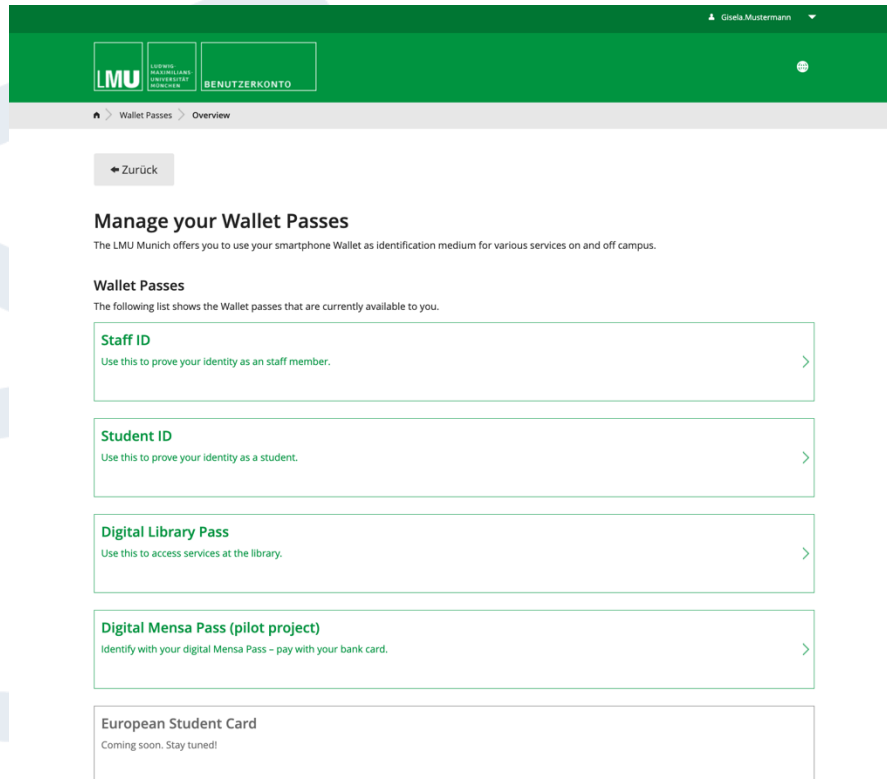
Diese Einstellung kann jederzeit mit der Checkbox auf der Anmeldeleiste widerrufen werden.

transition



# Transition of credentials into the Smartphone Wallets

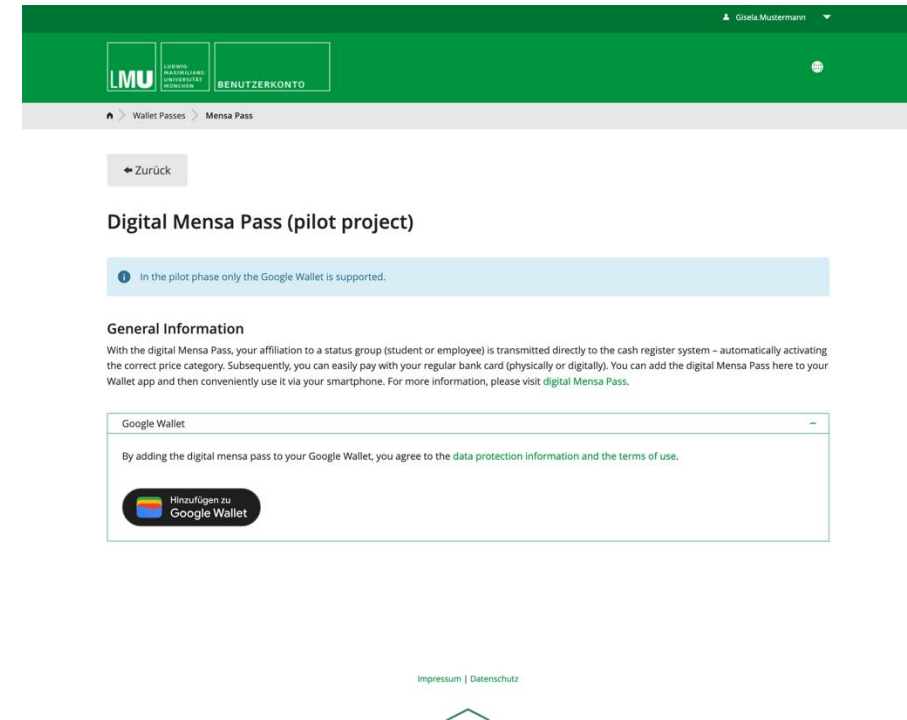
## Examples: LMU Munich Benutzerkonto – Pass Portal



The screenshot shows the 'Manage your Wallet Passes' page on the LMU Munich Benutzerkonto portal. The header is green with the LMU logo and 'BENUTZERKONTO'. The breadcrumb trail is 'Wallet Passes > Overview'. A 'Zurück' button is at the top left. The main heading is 'Manage your Wallet Passes' with a subtext: 'The LMU Munich offers you to use your smartphone Wallet as identification medium for various services on and off campus.' Below this, a section titled 'Wallet Passes' states: 'The following list shows the Wallet passes that are currently available to you.' A list of five wallet passes is shown, each with a title, description, and a right arrow:

- Staff ID**: Use this to prove your identity as an staff member.
- Student ID**: Use this to prove your identity as a student.
- Digital Library Pass**: Use this to access services at the library.
- Digital Mensa Pass (pilot project)**: Identify with your digital Mensa Pass – pay with your bank card.
- European Student Card**: Coming soon. Stay tuned!

At the bottom, there is a link for 'Impressum | Datenschutz'.

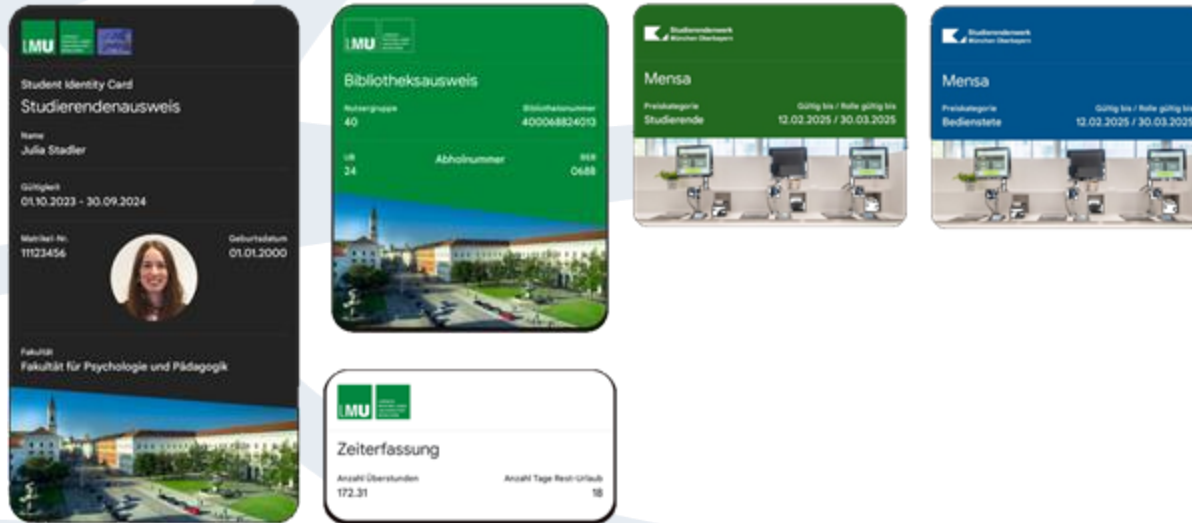


The screenshot shows the 'Digital Mensa Pass (pilot project)' page on the LMU Munich Benutzerkonto portal. The header is green with the LMU logo and 'BENUTZERKONTO'. The breadcrumb trail is 'Wallet Passes > Mensa Pass'. A 'Zurück' button is at the top left. The main heading is 'Digital Mensa Pass (pilot project)'. Below this, a blue information box states: 'In the pilot phase only the Google Wallet is supported.' A section titled 'General Information' explains: 'With the digital Mensa Pass, your affiliation to a status group (student or employee) is transmitted directly to the cash register system – automatically activating the correct price category. Subsequently, you can easily pay with your regular bank card (physically or digitally). You can add the digital Mensa Pass here to your Wallet app and then conveniently use it via your smartphone. For more information, please visit [digital Mensa Pass](#).' Below this, a 'Google Wallet' section contains the text: 'By adding the digital mensa pass to your Google Wallet, you agree to the data protection information and the terms of use.' and a button labeled 'Hinzufügen zu Google Wallet'. At the bottom, there is a link for 'Impressum | Datenschutz'.

# Transition of credentials into the Smartphone Wallets

## Examples: Active and potential IDs for LMU Munich

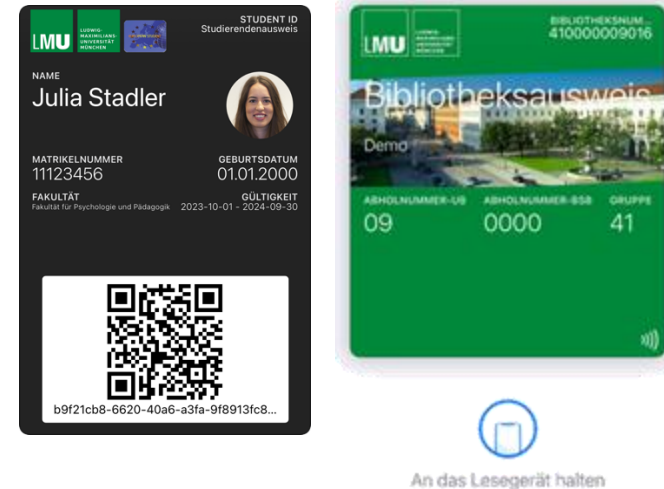
Google Wallet



→ all **NFC enabled**



Apple Wallet



→ **NFC possible**

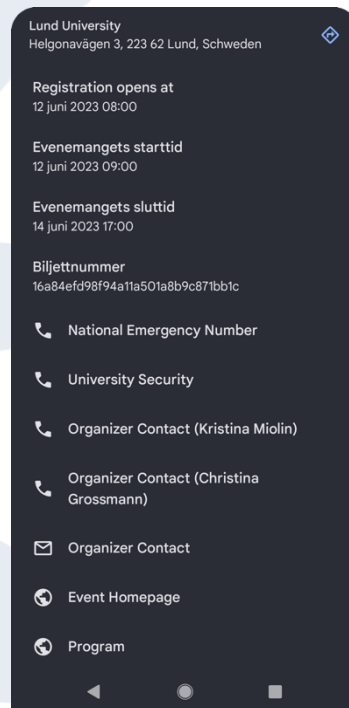




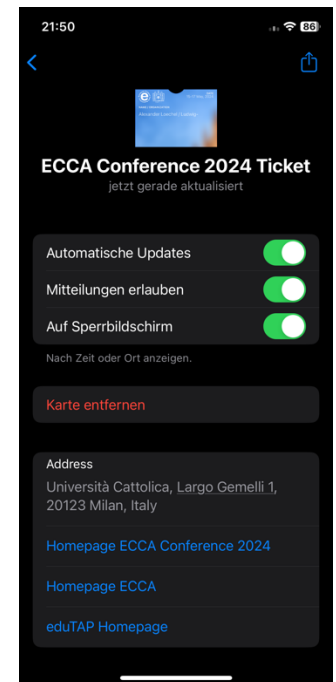
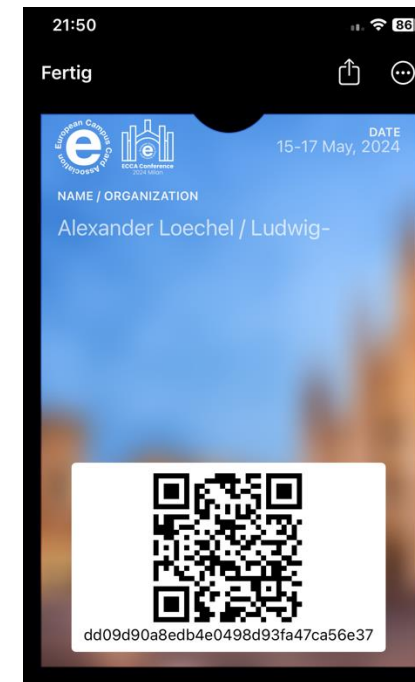
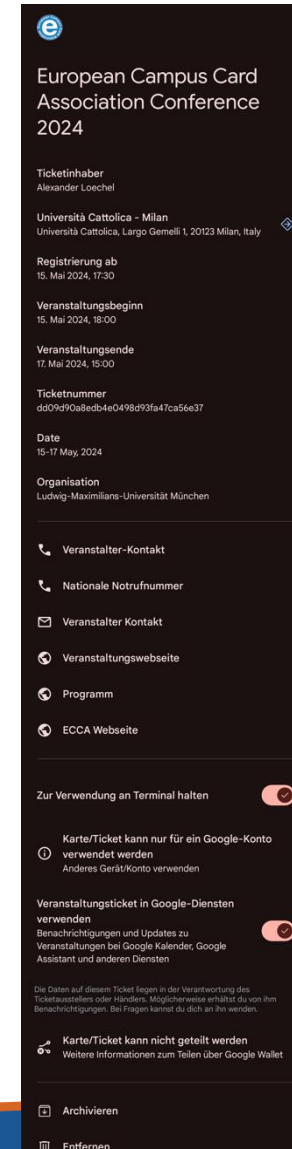
# Transition of credentials into the Smartphone Wallets

## Examples: Event Tickets

### EUGLOH Annual Summit 2023 in Lund

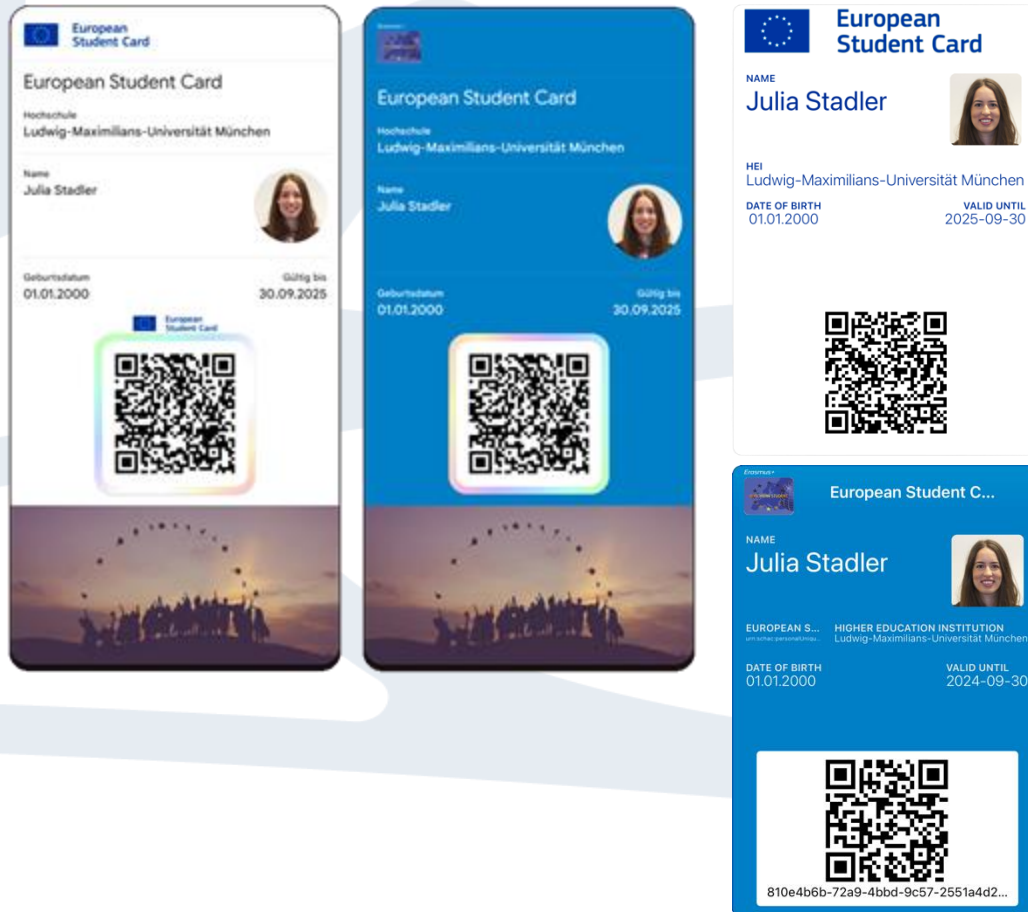


### ECCA 2024

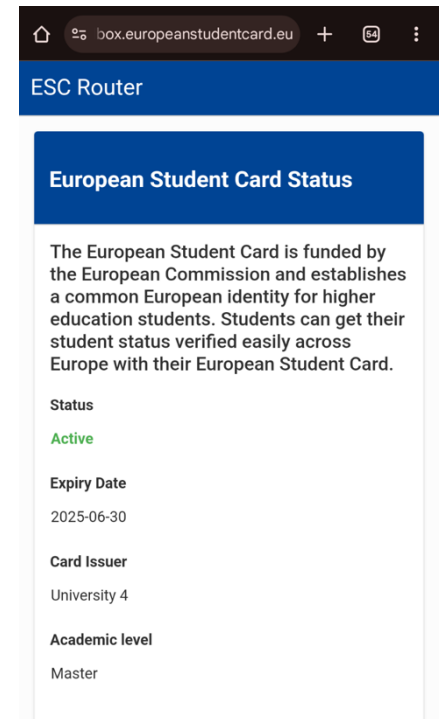


# Transition of credentials into the Smartphone Wallets

## Examples: European Student Card in the Wallet



- Discount off-campus
- For usage at HEIs that accept the ESC
- No NFC or additional data



# Transition of credentials into the Smartphone Wallets

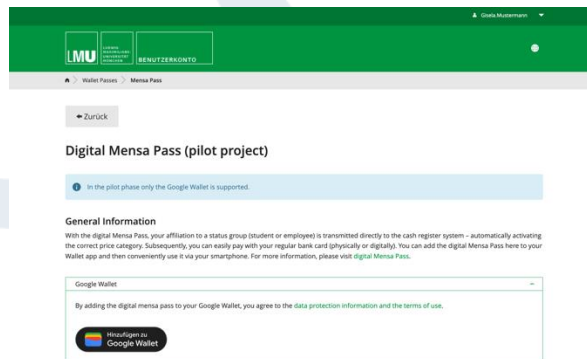
## Examples: LMU Munich – Mensa Discount & Payment

Mensa Discount Passes in Google Wallet for S

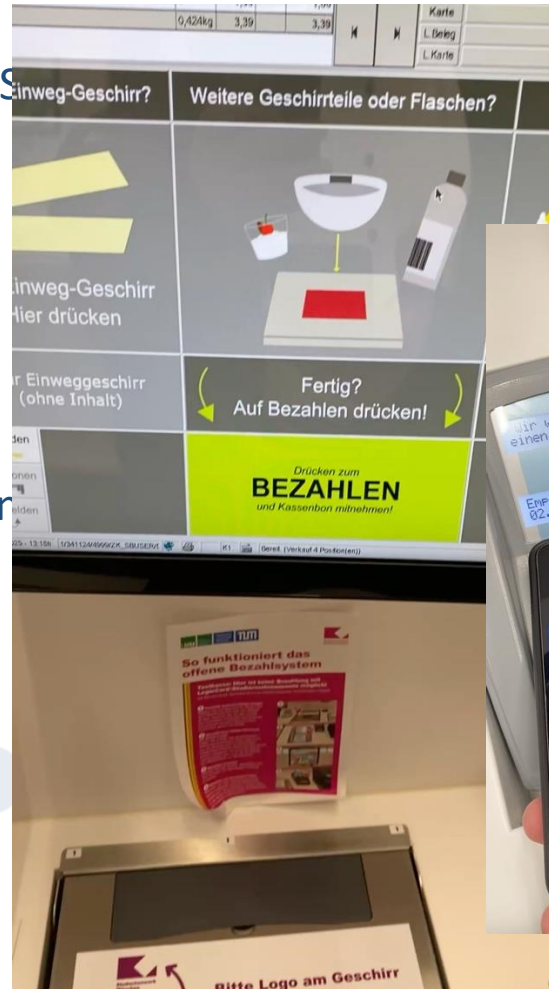
Pass Samples



Self-Service Portal to obtain a Mensa Discount



Impressum | Datenschutz



ment Process



# eduTAP – educational tapping – What is eduTAP?

- eduTAP the concept
    - of splitting integrated campus cards into separate service passes and
    - a harmonized identity pass
  - eduTAP the software – to enable HEIs and Service Providers to:
    - create, issue, and manage passes within the smart device wallet
    - interact with wallet passes to give access to services, identify, and verify the status of students and staff members
- The eduTAP concept helps to fulfill the great vision of the European Student Card and enable interoperability

# eduTAP Deliverables

The eduTAP project and community implements

- **eduTAP core** → generic libraries and tools; everything to create, issue and manage passes in the wallets
- **eduTAP libs** → generic libraries and tools; everything to interact with and process data from a wallet pass
- **eduTAP docs** → Information about eduTAP and Wallets
- **Central Service Directory** → find service and obtain a service pass if necessary
- **Infrastructure and Deployment helpers**

HEIs and Service Providers that want to adopt and use eduTAP needs to implement or configure

- **Mandant Specific Applications (MasA)** → eduTAP@institution implementation

eduTAP is community open source

More Information's → <https://eduTAP.eu> • <https://docs.eduTAP.eu> & <https://github.com/edutap-eu>

# Demo → Download an eduTAP created pass



<https://demo.edutap.eu/>



Add to Google Wallet



Add to Apple Wallet



# eduTAP – educational tapping

tap to ...

- ✓ tap to identify yourself,
- ✓ tap to verify your status,
- ✓ tap to proof your entitlement,
- ✓ tap to claim a discount,

tap to access a service on-site directly:

- ✓ tap to pay (open and close loop-payments),
- ✓ tap to open a door,
- ✓ tap to lend a book,
- ✓ tap to take a campus shuttle.

TAP TO PAY



<https://eduTAP.eu>

*no app, just tap!*